

222/223

Barrier-Free®
Examination Tables



222 | Ritter
by MIDMARK

Ritter®
by MIDMARK

Barrier-Free® Exam Tables address the needs of patients and staff.

The Right Thing to Do – For Your Patients and For Your Practice

The days of limited exam rooms for disabled patients are gone. With Ritter Barrier-Free® tables, more of your exam rooms can be accessible to your special needs patients. This not only puts your patients at ease, but it also makes your practice more efficient.

Of course, your staff will love the Ritter 222 or 223 more than anyone. An examination table that lowers to 18 inches from the floor means they don't risk injury from lifting patients. Ease of use and accessibility also mean increased efficiency and an overall increase in patient throughput.

Designed in Collaboration with Experts – You

You've been asking us for a truly accessible table. We've taken your advice and done one better: we asked disability experts and disability advocacy groups to offer their opinion, too. Developed in conjunction with these experts, Ritter Barrier-Free® tables – the only tables of their kind – reduce the likelihood of distress and injury to patients who might have difficulty moving on and off an industry standard box-style exam table. (The 222 features a manual gas spring assist back and the 223 back section is fully powered.)

The New Industry Standard

Box-style exam tables have been the industry standard in exam rooms for over 50 years; however, they are inaccessible, uncomfortable and inefficient. The choice is clear... Ritter Barrier-Free® tables are the new industry standard with powered height and features that are functional and efficient. So, why settle for anything less in your practice? Ritter 222 & 223 Barrier-Free® Power Examination Tables are everything you could ask for, at a price you can afford.



The Ritter 222 & 223 allow patients to feel more stable and relaxed while they're waiting or during their consultation as their feet rest comfortably on the floor.

Box tables, even with the step pulled out, suspends patients feet, resulting in an uncomfortable, unstable situation.

Everyone is entitled to equal access care.

To really care for people, you must understand the patients you care for today – and tomorrow. With an increasingly aging population, your patients may need assistance in accessing the exam table. With an incredible 18-inch low height, Ritter 222 & 223 Barrier-Free® Power Exam Tables make it easy for your practice to accommodate the elderly, expectant mothers or patients with disabilities easily and efficiently. Help them help themselves.



Ritter 222 & 223

S P E C I F I C A T I O N S



Ritter 223 Barrier-Free® Power Examination Table

Features

With unprecedented low and high positioning heights, the Ritter 222 has a gas spring assisted back section with an easy access backrest mechanism while the Ritter 223 has a power back system. Both have built-in pillow, hideaway stirrups that lock in one of four lateral positions, foot extension shelf to expand the table length, paper roll holder hidden under headrest, storage for four 21" x 3.5" diameter paper rolls, polystyrene treatment pan, foot control, Exam Assistant® and leveling feet.

Specifications

Length with footrest extended: Soft touch upholstery: 74" (188 cm)
 Seamless upholstery: 76" (193 cm)
 Height: Minimum 18" (45.7 cm) Maximum 37" (94.0 cm)
 Patient weight capacity: 400 lb (181.4 kg)
 Paper roll holder (hidden): Holds 21" x 3.5" paper rolls (53.3 cm x 8.9 cm)
 Electrical receptacle (115 VAC 5 Amps Max.) Duplex, hospital grade, electrical receptacle on left side
 Pelvic tilt (5 degrees)
 Drawer heater (35 watt)
 Stirrups are standard

Options

Seamless upholstery top 28.5" W x 59.5" L (72.4 cm x 151.1 cm)
 Soft touch upholstery top 28.5" W x 56.25" L (72.4 cm x 142.9 cm)
 Flat upholstery: Stitched, without pillow 28.5" W x 56.25" L (72.4 cm x 142.9 cm)

Accessories

Rear storage pod (includes removable divider) 17.8" x 7.0" x 9.8" high (45.2 x 17.8 x 24.8 cm high)
 Adjustable arm system (right and left side arms included)
 Knee crutches - articulating and fixed
 Urology pan
 Stainless steel pan
 Assist Handles
 Hand Control (223 only)
 PC Work Surface
 Supply Assistant Storage Unit
 Ritter 253 LED Exam Light

Electrical - Ritter 222

115 VAC, 50/60 Hz, 11 Amps (with heater & receptacle -016)
 230 VAC, 50/60 Hz, 2.75 Amps (basic unit -017, excludes receptacle)

Electrical - Ritter 223

115 VAC, 50/60 Hz, 12.5 Amps (with heater & receptacle -016)

Safety Standards

UL 60601-1
 CAN/CSA No. 601.1-M90

Ritter Upholstery Colors:

- Navy-231
- Dusty Blue-233
- Moss-230
- Clay-234
- Pebble Grey-216
- Shadow-232
- Perfect Plum-229
- Black-312

CARB 93120.2 Phase 2 Compliant

Midmark is an ISO 13485 and ISO 9001 Certified Company.

For more information or a demonstration, contact your Ritter or Midmark Dealer, or contact Midmark Corporation, Versailles, Ohio. Call: 1-800-MIDMARK Fax: 1-800-365-8631 midmark.com

© Midmark Corporation 2002
 Products subject to improvement changes without notice.
 Litho in U.S.A. 007-0344-00 Rev. 11 (2/13)

222/223

Barrier-Free® Examination Tables



222 & 223 Barrier-Free® Tables



Accessibility and Dignity for All Your Patients

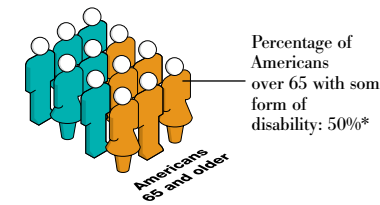
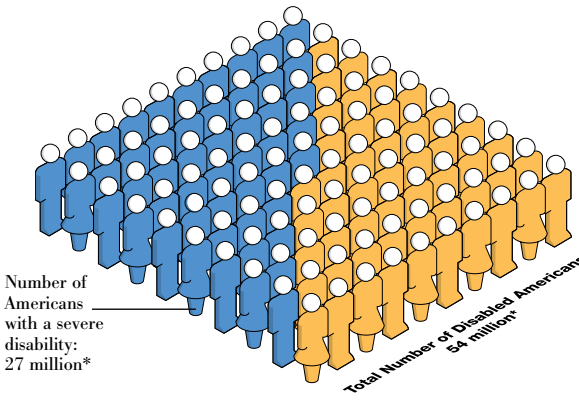
Getting on an exam table can be an anxious, insecure moment, especially for elderly and special needs patients. Ritter 222 & 223 Barrier-Free® Tables lower to 18 inches from the floor, making it easier for patients to get on the table, eliminating excess strain on their backs as well as the backs of physicians and staff. This low height means patients can get on the table with no or minimal staff assistance, helping them maintain their dignity.

Measuring 37 inches in the highest position, Ritter Barrier-Free® tables also have the absolute lowest and highest height combination on the market, making exams more comfortable. This maximum low and high height also eliminates excess bending and stooping to help your patients onto the table surface, once again, minimizing stress and strain on the backs of physicians and staff.

Once a patient is on the table, with a touch of the foot control, Ritter Barrier-Free® tables deliver precise, smooth patient positioning with minimal effort on everyone's part. That goes a long way toward helping your patients, and you, relax.

The Ritter 222 & 223 were designed with you, your patients and staff in mind. Their 18-inch low height helps the patient move onto and off the table faster, easier and safer.

The 37-inch full height and optional pelvic tilt enables you to conduct an exam or a pap smear without stressing your back.



The number of disabled and elderly patients is rising. Ritter 222 & 223 Barrier-Free® tables offer unprecedented low and high positioning heights so you can provide the best care to all patients, whether treating the elderly, expectant mothers or patients with disabilities.

*All data from 2000 and 1990 U.S. Census.



Isn't it time to make your exam room more accessible and accommodating for your patients and more efficient for your staff? Midmark Barrier-Free® examination tables create a safer and more effective environment for patients and medical staff alike.

It's easy to see why Midmark Barrier-Free® examination tables make the transfer from a wheelchair to the table an easier and safer endeavor.

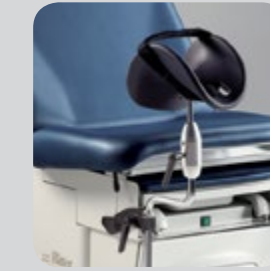


Both tables offer a simple to use foot control. The Ritter 223 control allows for simultaneous movement of the base and back section, promoting efficiency.



Removable Upholstery Top
Allows for a color change in seconds or additional access for a thorough cleaning. It is easy to remove without the need for tools.

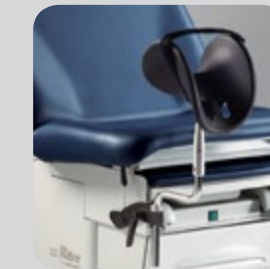
Accessories that add convenience



Articulating Knee Crutches
Unique ball-socket design provides a maximum range of adjustment for optimum knee and leg support.




Flat Upholstery
Provides an excellent working surface for orthopedic, chiropractic or osteopathic uses.



Standard Knee Crutches
Swivel to provide leg support for extended procedures where fatigue is a factor or when the patient lacks sufficient leg strength or control.



Urology Drain Pan
Urology drain pan with hose is ideal for urology procedures requiring fluid and debris removal.



Adjustable Arm System
Offers patients a stable platform in accessing the table and sense of security during positioning. Arms rotate and lock into one of three positions and are easily removable.



Supply Storage
Midmark Barrier-Free® tables provide storage for up to four paper rolls. The Supply Assistant rear storage drawer provides ample room for bulky supplies.



PC Work Shelf
Provides an adjustable height workspace for a tablet PC, portfolio or exam instruments and supplies.



Assist Handles
Offers patients a stable platform for accessing the table and a sense of security during positioning.



Ritter 253 LED Exam Light
Easy access controls, high intensity light and an adjustable focal spot makes the Ritter 253 the perfect complement to any procedure room. Available in table mount and mobile options.

Ritter 222 & 223

S P E C I F I C A T I O N S



The Ritter 222 & 223 Exam Assistant® drawer system provides an area to store basic pelvic and examination supplies at your fingertips. Its unique fold-down front can also turn into a work shelf for exam assistance. This makes the exam easier and more efficient for you.

Ritter 223 Barrier-Free® Power Examination Table

Features

With unprecedented low and high positioning heights, the Ritter 222 has a gas spring assisted back section with an easy access backrest mechanism while the Ritter 223 has a power back system. Both have built-in pillow, hideaway stirrups that lock in one of four lateral positions, foot extension shelf to expand the table length, paper roll holder hidden under headrest, storage for four 21" x 3.5" diameter paper rolls, polystyrene treatment pan, foot control, Exam Assistant® and leveling feet.

Specifications

Length with footrest extended:
Soft touch upholstery:
74" (188 cm)

Seamless upholstery:
76" (193 cm)

Height:
Minimum 18" (45.7 cm)
Maximum 37" (94.0 cm)

Patient weight capacity:
400 lb (181.4 kg)

Paper roll holder (hidden):
Holds 21" x 3.5" paper
rolls (53.3 cm x 8.9 cm)

Electrical receptacle
(115 VAC 5 Amps Max.)
Duplex, hospital grade,
electrical receptacle on
left side

Pelvic tilt (5 degrees)

Drawer heater (35 watt)

Stirrups are standard

Options

Seamless upholstery top
28.5" W x 59.5" L
(72.4 cm x 151.1 cm)

Soft touch upholstery top
28.5" W x 56.25" L
(72.4 cm x 142.9 cm)

Flat upholstery:
Stitched, without pillow
28.5" W x 56.25" L
(72.4 cm x 142.9 cm)

Accessories

Rear storage pod (includes
removable divider)
17.8" x 7.0" x 9.8" high
(45.2 x 17.8 x 24.8 cm high)

Adjustable arm system (right
and left side arms included)

Knee crutches - articulating
and fixed

Urology pan

Stainless steel pan

Assist Handles

Hand Control (223 only)

PC Work Surface

Supply Assistant Storage Unit

Ritter 253 LED Exam Light

Electrical - Ritter 222

115 VAC, 50/60 Hz, 11 Amps
(with heater & receptacle -016)

230 VAC, 50/60 Hz, 2.75 Amps
(basic unit -017, excludes
receptacle)


Electrical - Ritter 223

115 VAC, 50/60 Hz, 12.5 Amps
(with heater & receptacle -016)

Safety Standards

UL 60601-1
CAN/CSA No. 601.1-M90

Ritter Upholstery Colors:



CARB 93120.2 Phase 2 Compliant

Midmark is an ISO 13485 and ISO 9001 Certified Company.

For more information
or a demonstration, contact
your Ritter or Midmark
Dealer, or contact Midmark
Corporation, Versailles, Ohio.
Call: 1-800-MIDMARK
Fax: 1-800-365-8631
midmark.com

Ritter®
by MIDMARK